

# BACK2BASICS

## PRESCHOOL PROGRAM

### THE WORD, CHURCH AND PRAYER

## Topic: Jesus is Risen!

Hey families! Follow along with our preschool program by watching our online video and following it up with family discussions, prayer and a fun craft!

### Memory Verse

"Believe in the Lord Jesus, and you will be saved—you and your household." Acts 16:31

God sent His son Jesus to earth to save us. He saved us from a life apart from God and all the wonderful things being close to God brings, like being able to talk to Him every day! When Jesus died for us, he didn't stay dead.. Jesus is alive! By believing that Jesus truly is our saviour, the son of God and choosing to follow Him, we can be close to God again and one day spend forever in Heaven with Him..

### Family Discussion Questions

1. Why do we celebrate Jesus at Easter?
2. What did Jesus do for us?
3. When Jesus died on the cross to save us, did he stay dead?
4. What do we need to do to be saved? (re-read the memory verse)
5. What are you thankful for today?

### Prayer

Have your kids pick one thing to say thank-you to Jesus for today. Remind them that Jesus didn't only die for just us who believe in Him, but for everyone! Pray for your friends and family who don't know Jesus yet, that they would one day come to love Him, too.

### Craft










1. Today we are making an Easter wreath! If you have any fun coloured/patterned paper, be sure to print the template below on that! Otherwise kids can enjoy colouring the easter eggs in. We also have included some bunnies and carrots that they can colour in to add on to their easter wreath (once finished).
2. Once Kids have coloured, cut out and decorated their easter eggs, glue them together to form an Easter egg wreath! You can use some string to hang the wreath somewhere special.
3. Also see below for a bonus activity sheet and some fun easter game ideas!

12TH APRIL

3 SYD  
KIDS

# BACK2BASICS







PRESCHOOL PROGRAM CRAFT TEMPLATE



# BACK2BASICS

## PRESCHOOL PROGRAM CRAFT TEMPLATE CONTINUED

This is what this craft looks like!  
Use the carrots and Bunnies  
below for extra decorations to  
add to your wreath!





# BACK2BASICS

## PRESCHOOL PROGRAM EASTER GAMES

### GAME 1: NOSEY EGG ROLL

#### Household items you will need:

- Easter Eggs

#### How to play:

1. Mark out a start and finish line in your home and have your kids race to get their Easter egg over the finish line first, only using their noses to guide the egg!
2. For the whole family to play, split everyone into two teams to make it a relay.

### GAME 2: EASTER EGG AND SPOON RACE

#### Household items you will need:

- Easter Eggs
- Spoons


#### How to play:

1. Give each child an Easter egg and spoon. If you are with family and friends this Easter weekend, split everyone into two teams.
2. The first child from each team must hold a spoon with an easter egg on it with one hand, racing to a designated finish line and back. If they drop it, they start again at the starting line.
3. Once successful, it's the next team-mates turn. The first team to have everyone complete the challenge - wins!

# BACK2BASICS

## PRESCHOOL PROGRAM ACTIVITY SHEET

Can you help Mary find the empty tomb?



He is RISEN!